



HOW TO VERIFY YOUR EMAIL ADDRESS WITH CONSENT2GO

Overview:

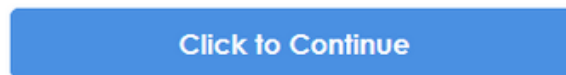
This guide provides you with the steps on how you can verify your email, so you can use Consent2Go.

Email verification is only required for the first time you use your email. Once done, you won't have to repeat this process again unless you update your email with the school.

How to verify your email

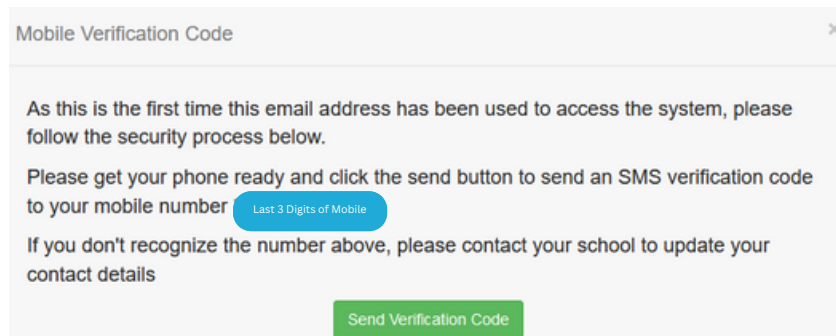
Step 1:

When you begin a Student Profile Update, you will receive an email inviting you to complete this update. Begin this process by selecting 'Click to Continue'.



Step 2:

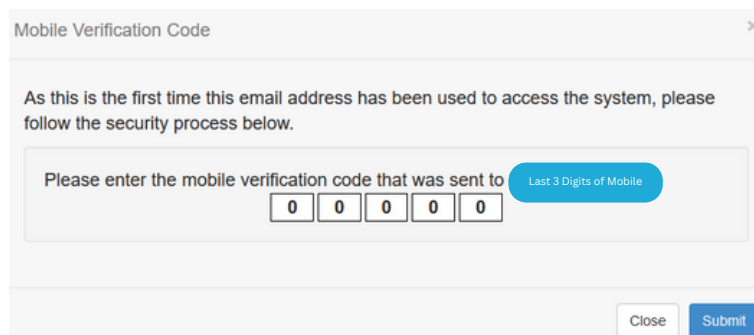
If you have a mobile number assigned to your child's record, the following pop-up will display:



Click 'Send Verification Code' to have a unique set of numbers sent to your mobile phone.

Step 3:

Enter in the code as it appears on your mobile, then click 'submit':



Step 4:

You will now be able to complete the student profile update. Once submitted in the final stage, your email will be verified.

Please Note: If your mobile number does not match the above, or you aren't receiving a code, contact our friendly support team at admin@alta-l.wa.edu.au